

Nordic Formula Racing – Cost Analysis and Insights from Previous Seasons

Formula 1000 – Affordable Entry and Maximum Accessibility

- Total cost per year: approx. € 6 760 (incl. capital cost)
- Cost per event: approx. € 966 (incl. capital cost)
- Car price: approx. € 16 363 (around 8 years old cars)
- Running cost: approx. € 750 per event
- Race weekends: 7

Formula 1000 offers the most affordable entry point into formula racing in the Nordic region. Low running costs, simple technology, and easy access to spare parts make the class ideal for young drivers moving up from karting.

Advantages:

- Low operating costs and simple mechanics
- High availability of components
- Ideal for beginners building experience and understanding

Conclusion:

The most economically sustainable and accessible way to enter formula racing.



Formula Nordic – Higher Cost and Ageing Technology

- Total cost per year: approx. € 33 354 (incl. capital cost)
- Cost per event: approx. € 5 559 (incl. capital cost)
- Car price: approx. € 18 181 (around 15 years old cars)
- Running cost: approx. € 5 140 per event
- Race weekends: 6

Formula Nordic cars are technically outdated and inexpensive to buy, but the high running costs for tyres, repairs, and servicing make the season expensive. The older design also increases maintenance demands and reduces reliability.

Findings:

- High total cost despite low capital investment
- Technical issues affect reliability and results
- Ageing technology creates larger performance variation between cars

Lesson learned:

There is a clear need for modern technology and lower operating costs to create a more sustainable development platform.



Formula Nova – New Technology with Low Running Cost and High Safety

- Total cost per year: approx. € 33 970 (incl. capital cost)
- Cost per event: approx. € 4 246 (incl. capital cost)
- Car price: approx. € 58 000 (brand new car)
- Running cost: approx. € 2 434 per event
- Race weekends: 8


Formula Nova represents the next generation of Nordic formula racing. Although the purchase price is higher, the investment is balanced by significantly lower running costs and excellent reliability.

Technical advantages:

- HALO protection and front/rear crash boxes for maximum safety
- Modern construction with minimal maintenance requirements
- Paddleshift and data logging for enhanced driving experience and analysis
- Low weight and aerodynamic efficiency deliver faster lap times

Conclusion:

Formula Nova combines safety, performance, and cost efficiency. From the second year onwards, it becomes the most cost-effective solution for both drivers and teams.



Overall Assessment

Class	Car Price	Annual Cost (incl. capital)	Cost per Event (incl. capital)	Car Type / Age	Race Weekends
Formula 1000	€ 16 363	€ 6 760	€ 966	Simple, entry-level	7
Formula Nova	€ 58 000	€ 33 970	€ 4 246	New, modern construction	8
Formula Nordic	€ 18 181	€ 33 354	€ 5 559	Approx. 15 years old	6

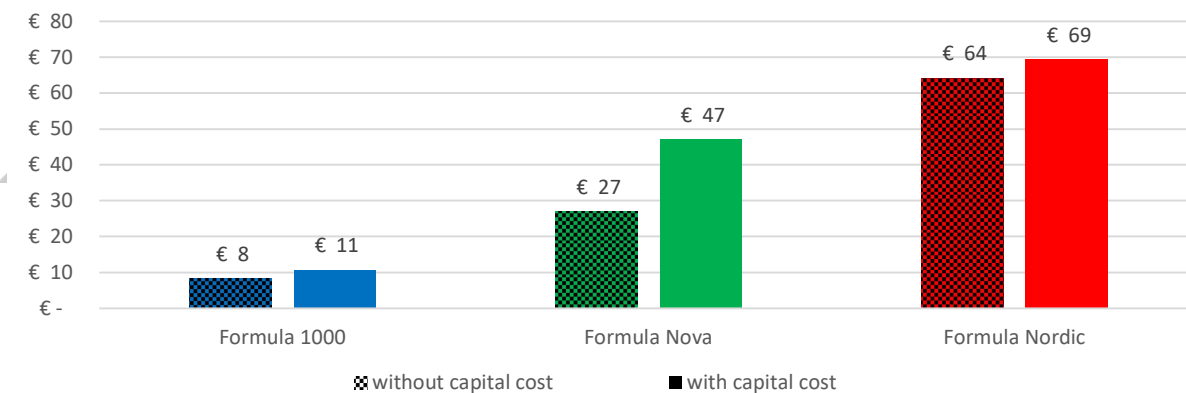
Important Notes

These calculations are based on the average major cost components for private individuals who own and operate their own cars. They do not reflect commercial team pricing, where additional expenses apply for equipment, staff, transport, and professional support.

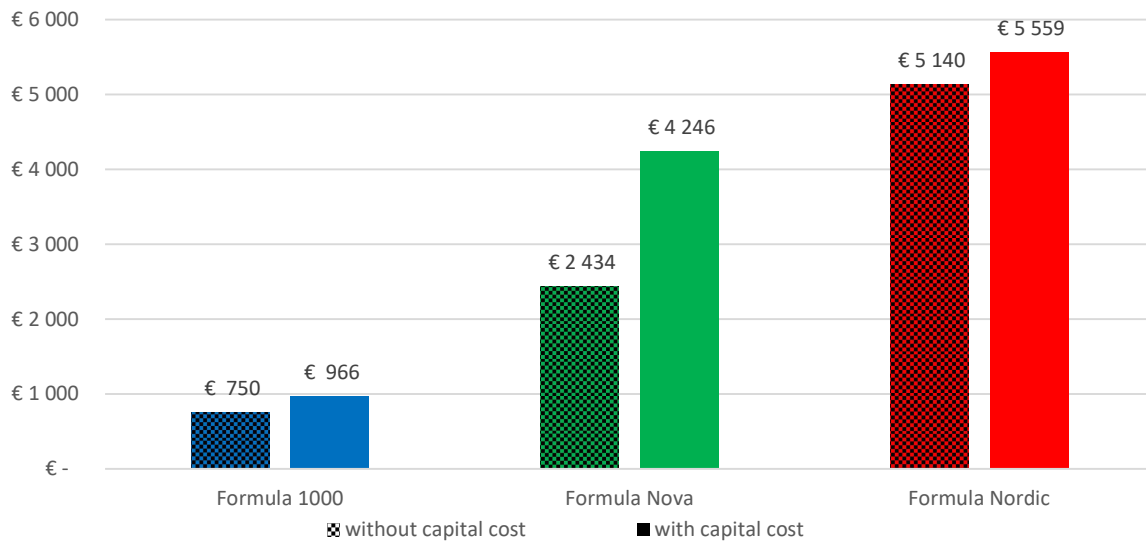
When both car purchase and running costs are reduced, the pricing of team packages also improves.

With a modern and cost-efficient car like the Formula Nova, professional teams can therefore offer more attractive and competitive packages – benefiting both drivers and the long-term future of the sport.

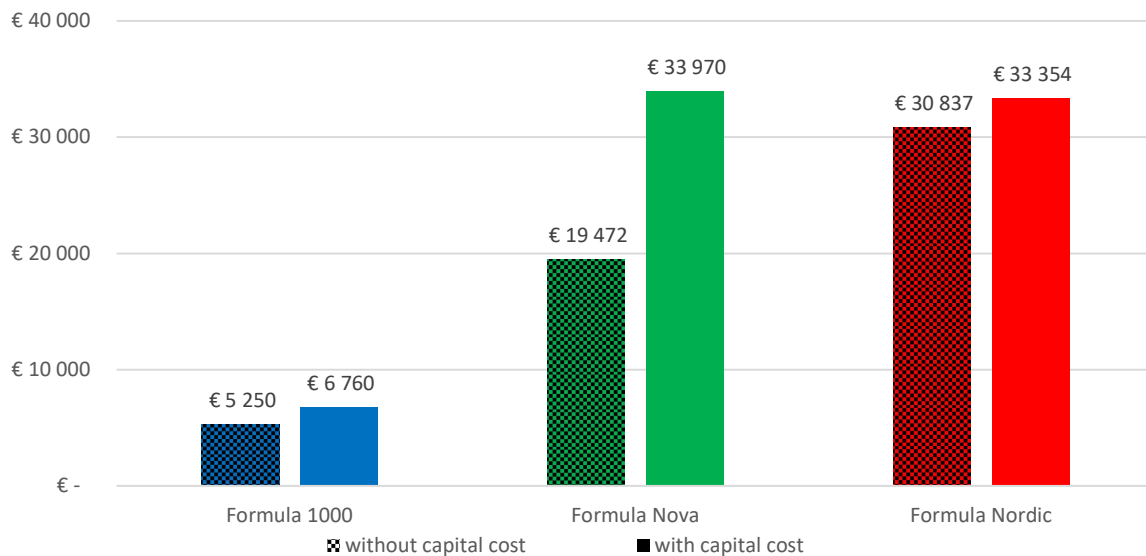
Car cost per minute



Car cost per race weekend



Car cost per year



			Formula 1000	Formula Nova	Formula Nordic
Race weekends per season			7 Cost / year	8 Cost / year	6 Cost / year
Drive shaft			€ 272	€ 272	€ 636
Tank			€ -	€ -	€ 364
Brake pads			€ -	€ 182	€ 364
Tires			€ 1 920	€ 13 200	€ 12 618
Engine			€ 909	€ 1 818	€ 2 273
Gearbox			€ 454	€ 1 818	€ 9 091
Crash cost			€ 909	€ 909	€ 2 727
Gearbox oil			€ 91	€ -	€ 364
Engine oil			€ 127	€ 91	€ 273
Gasoline			€ 477	€ 1 091	€ 1 718
Various maintenance, bearings...			€ 91	€ 91	€ 409
Sum			€ 5 250	€ 19 472	€ 30 837
<u>Car cost per minute</u>			€ 8	€ 27	€ 64
<u>Car cost per weekend</u>			€ 750	€ 2 434	€ 5 140
<u>Car and capital cost per minute</u>			€ 11	€ 47	€ 69
<u>Car and capital cost per race weekend</u>			€ 966	€ 4 246	€ 5 559
<u>Sum with capital cost</u>			€ 6 760	€ 33 970	€ 33 354
Capital cost		car purchase	€ 16 363	€ 58 000	€ 18 181
Number of seasons	2				
		Residual value	€ 13 636	€ 31 818	€ 13 636
Interest	10%	Per month	-€ 126	-€ 1 208	-€ 210
		Per race weekend	-€ 216	-€ 1 812	-€ 419

